



# THE INFORMER



## From the Front Desk— President —Bob Patterson

PRESIDENT'S REPORT	1
ROVING REPORTER RAM-BLIN'S	2
TUMBLE POLISHING ROCKS	3
MINUTES	4
EDITOR'S NOTES BIRTHDAYS & ANNIVERSARIES	6
SHOP REPORT SHOWS	
OFFICERS, AND CHAIRPERSONS	7



This month I would like to belabor the obvious in a couple of ways

I am sure that you have noticed that we have a number of new members. One thing that I have noted about these persons is that they are serious friendly people who have a purpose in joining our club. I believe that they want to learn about rocks and the lapidary techniques. As such, it behooves us to share our methods and techniques and to show them how to get the most from our hobby. This involves teaching them to use the saws, grinders, polishers and etc properly and to provide classes in the various things in which our members are

experienced.

This idea is directed at all our members, new and old. Older, more experienced members should look for ways to help the new members to enjoy our hobby. By doing this we will become better acquainted and become aware that one of the values of teaching and showing is to learn the subject better yourself.

Each of us should take time to visit the shop on a work night. You will immediately realize that many of the persons using the facilities are using the trial and error method without much teaching or advice.. This is a mistake and wastes resources. I don't think I have to tell you what you should do about this problem. If our knowledge is not shared the persons become frustrated and I suspect they drop out and don't return to club. I don't blame them and think we are responsible for wasting their time. There is a lot of satisfaction to be gained by both teaching and making beautiful things.

New members, please come forward and ask for assistance. Make your desires for help known. What are your interests and what do you want to get from your membership? Would you like to attend a structured class in lapidary, rock identification, jewelry crafting and so on? Make your desires known so we can be aware how to make your time in attending our club worthwhile. I will promise you that if

**CTGMS WISHES TO  
THANK MAY  
TIDWELL FOR HER  
DONATION OF 4  
ROCK SAWS AND A  
TUMBLER BASE.**

we can, we will make your time spent enjoyable and constructive.

We also need to take some short field trips if for nothing else, to have an excuse for a picnic and fossil and rock collecting. This is something we are neglecting.

On a completely different subject, we need to make a decision soon about the storage unit that we have discussed during the recent meetings. Tony and Gary have been looking into this and may be able to present specific recommendations at our July business meeting. I hope that we have a good turnout and each member will consider this problem carefully and present their input. This is shaping up as an expensive investment for us and should be given your careful consideration.— Bob

#### THE CLUB HAS THE FOLLOWING ITEMS FOR SALE TO MEMBERS ONLY

60/90 SILICON CARBIDE GRIT	\$10.00 FOR 10 LB.
220 SILICON CARBIDE GRIT	\$12.00 FOR 10 LB.
400 MESH ALUMINUM OXIDE GRIT	\$6.00 FOR 1 LB.
600 MESH ALUMINUM OXIDE GRIT	\$6.50 FOR 1 LB.
NON-ABRASIVE CERAMIC PELLETS	\$17.00 FOR 5 LB.

WHILE SUPPLY LASTS!

#### ROVIN' REPORTER RAMBLIN'S

It's good to be back on the beat again. I will be reporting on anything rock, mineral, or the people involved with such activities.

April was a great month for rock hounds in Texas, however, every month is a good month for rock hounds in Texas.

The second weekend in April is must to "load up mama 'n kids" and head to Abilene. The **Central Texas Gem and Mineral Society Show** is one of the best kept secrets in Texas. These folks put on a rock and mineral show. This show has the large number of displays from many different Clubs in Texas. These display cases represent an individual's work in their area of interest. The work displayed at Abilene shows the variety of talent in various club's who display. The "best of the Show" went to Judy Steele for gem tree display. It was a Big Bend theme using minerals from the region. You have to see the work to appreciate Judy's imagination and talent. JoAn Wilks had a video presentation of the clubs recent trip to the Stillwell Ranch with a great display of the mate-

rials collected by the members. The club members throughout the Show are demonstrating their different skills and techniques to all who come to the show. The show has dealers from outside Texas as well the many excellent dealers from Texas. Many folks from the Lockheed Martin, Fort Worth, and the Arlington Clubs were out in Abilene checking the show.

On April 17 to 19, the Chihuahuan Desert Gem and Mineral Club hosted the **Big Bend Gem and Mineral Show** at the Highland Event Center. Featuring the 2nd Annual Collegiate Geology "Box of Rocks" competition. With Field trips to Woodward Ranch, Shafter Silver Mine & Red Rock Ranch. Some of the field trips were cancelled, however, there many vendors with a variety of excellent rough, slabs, and polished material. The lighting inside the Highland Event Center was inadequate and, however, the outdoor lighting was as good as the weather. Bob and Helen Paterson, Bill and Kathy Gilles, and Ashley Miller were spotted looking over all the material and picking up some great values. They headed back to Stillwell Ranch for more rock hunting. Ashley had a great time with Bob and "the four wheeler". Bob was giving Ashley her first West Texas drivin' lessons.



The wildflowers and the views were unbelievable this year (see photos).



Make your calendars for next year's Big Bend Gem and Mineral Show and Central Texas Gem and Mineral Society Show. Get your display cases ready to show your talents.

Remember: "If you find good rock, tell 'em were you got it"

Submitted by:  
Bill Gilles

## TUMBLE POLISHING ROCK

**Everybody is probably tired of hearing about tumbling but I want to attach an outline of steps that I recommend and use myself. Again, this type of Lapidary work is 90 % horse sense. You will develop your own methods and use as you become more familiar. This outline is intended as a starting point to help you form your own routines.**

### Select Material and Load Tumbler

1. Use material of same or nearly same hardness such as Agate, Petrified Wood, Obsidian, etc.
2. Try to select rocks for attractive shapes, colors and etc. even possibly preparing some by grinding and shaping before tumbling.
3. Use graduated sizes, starting with very few large (1 ½ to 3inch) and more of each smaller size so you have a load well sorted by size. You can break up the bigger stones to get smaller sizes.
4. Fill the tumbler barrel, (I am assuming a 12 lb load), 2/3 full. Add about 25% media or small material such as crushed glass.
5. Add 3-4 heaping Tablespoons (Tbsp) (about 1/4<sup>th</sup> cup) of 60-90 Silicon Carbide (SC) grit and water to just cover the load.
6. Bentonite or drilling mud can also be added now. Use 2-3 Tbsp. This is not necessary but forms a carrier to make the grit stick to the rocks and, I think, improves the grinding action.

### Grinding and Shaping

1. Run this first grind 7 days, open the tumbler and wash out and examine rocks. Don't wash down drain the muck turns into cement, I wash out in the grass.. Sort the rocks and discard unattractive junk.. If you are not satisfied with shape and rounded appearance repeat the coarse grind step.
2. When you are satisfied with the shape and appearance of rocks, move on to the fine grinding step using 220 SC grit. Use ½ as much 220 SC as you did the 60-90. Add more media if needed and if you wish add the drill mud again. I do this myself but it not necessary.
3. Cover with water and roll 6-7 days. Open, wash out and examine rocks. At this point the rocks should be very smooth and have well rounded shapes. Sort and discard any junk. If you are satisfied with the rocks, you can move on. If not repeat the fine grinding step (220 grit SC)..

### Vibrator Grinding and Polishing

1. At this time, things become a little dicey and

you have to use your good judgment. I recommend that you now go to the vibrotumbler for finishing.

2. Put your rocks in the vibrotumbler and add media if needed to fill the tumbler 2/3 full. Add 2 level teaspoons 400 Aluminum Oxide (Alox) and a small amount of dish soap. Start the tumbler and add water until the sound smoothes and is not harsh. Water is usually ¼ to 1/3 of load.
3. Run tumbler 1 to 3 days checking the rocks daily. At this point the rocks become very smooth or even shiny and you can move on to the next step.
4. Repeat step 2 using 1 teaspoon of 600 Alox. Run one day and examine the rocks. Now the rocks should very smooth or shiny and you can either move to polish or run another day or two. This is a judgment call.
5. Wash out, and if you want to move on, repeat step 4 using 1 teaspoon of TXP aluminum oxide polish. You can use some other type of polish. In my experience the Alox polish works fine.
6. Your rock should begin to show a good polish after 4-5 hours and one day is usually satisfactory for polishing. Again, use your judgment. You can run longer if you wish.
7. After you are satisfied with your polish; wash out and run the load 4-6 hours with only dish soap and water. This is called a burnishing step.
8. I hope you are satisfied at this point. This essentially the method that Bill Myers and I use.

## Rules to Live By

1. At each step, reduce the amount of grit or polish used by 50%
2. At each step, increase the media proportion. When you get to the polish step, media should be 75% or more of the load.
3. Also, at each step grinding or polishing time is reduced. That is; first step longest, last step shortest.
4. Always use graduated, well sorted rock size ranges.
5. Work with the best rock you can get. **Garbage in Garbage out.**
6. If you don't have a vibrotumbler arrange to use the club machine. This is why we bought it.
7. **Good Luck.!**

**Bob Patterson**

**Minutes of the CTGMS meeting held Monday, June 1, 2009:**

President Bob Patterson called the meeting to order at 7:02 P.M. Twenty-nine members and six guests were in attendance. The guests were Butch Walders, Harold Turner, Rebecca Hull, David and Deborah Krause, and Louise Wishcamper. After the Pledge of Allegiance and prayer, Linda Hollowell (sitting in for secretary Beverly Vargo) read the minutes of the previous meeting. The financial report was read and accepted.

**Old Business:**

Carlos Talley brought up the matter of the lawnmower that was donated to the club needing to be stored. He had checked and found a building 40' x 8' that would cost about \$2,700. Jim Owens also suggested another storage building company that might be more reasonable. Issues were brought up about the feasibility of erecting another storage building on the club property. The matter was tabled, but there was agreement that more storage space would benefit the club in other ways as well as storing the lawnmower. Bob Patterson suggested to Gary Hudson that he get together with Carlos Talley, Jim Owens, and Tony Steele to form a committee to look into the matter and report back to the club.

**New Business:**

Tim Walker asked about the vibrator tumblers. Helen Patterson suggested calling one of the dealers who usually attends our shows to see if he could get us some tumblers at a discounted price. Anyone in the club who is interested in buying a vibrator tumbler should get in touch with Gary Hudson. One company he deals with has a list price of \$355. Another company he uses might give a 10% discount. There are several companies that can be contacted for different prices.

Carlos Talley suggested that the club name be changed to include "Abilene" so that people would be aware of our location. Sally Lightfoot pointed out that our logo already includes the word "Abilene" in it. Gary Hudson suggested that we use "Abilene" in our advertising for future shows.

Helen Patterson commented that Bill Gilles had told her that he thought we had one of the best rock and mineral shows in the country because of our displays.

Don Brenholtz said that members were welcome to come out to his property to hunt for rocks. He just asked that people call him first.

This week's guests were welcomed and introduced to the club.

Gary Hudson was complimented for doing a good job on the newsletter.

Bob Patterson brought up a recent article in AFMS. A doctor was collecting staurolites on forest service land. He and his wife had dug about 5" to 6" in the ground, found several staurolites, and restored the ground. A ranger gave them two citations for \$250 each, which were then doubled and somehow ended up costing the doctor \$2000. Apparently there is a law in effect that states that no one is allowed to damage any natural feature on forest service land. There was some discussion on who decided what was a natural formation, and if it could differ from ranger to ranger. Bruce East offered this clarification: When he and his wife were in Arizona, a ranger told them they could pick up rocks on forest service land, but they were not permitted to dig.

Tim Walker said that everything is working in the workshop, and there is on-going repair as needed. He said there is an article in the newsletter about the shop.

A new address is available for Zack Stockton. Joyce Talley's birthday was accidentally left off the birthday section in the newsletter. Her birthday is June 26.

**Illnesses and deaths:**

Lou David's grand-daughter Sierra passed away. A motion was made to send a \$25 memorial to a scholarship fund set up in her honor at Merkel. The motion was seconded; a vote was taken, and the motion carried. JoAn Wilks had fallen and broken her hip, but is recovering well. Joyce Talley will send a check to the scholarship fund and a card to JoAn.


**Refreshments:**

Bruce and Judy East, Ricky Alanis, and Jim and Bobbie Owens will provide refreshments at the next meeting.

Before the meeting was adjourned, Bob Patterson talked about more tumbling classes, and suggested maybe we should have a rock tumbling contest.

The meeting was adjourned at 8:10 P.M.

Linda Hollowell



**Editor's Notes:**

+++++

*If you have a story or a news item please email it to me at [ctgms50@yahoo.com](mailto:ctgms50@yahoo.com)*

Send it in email or as a Microsoft Word document attachment. Remember to get it to me by the 20th of the month.




**BIRTHDAYS**

<b>Nell Gee</b>	<b>July 1</b>
<b>Martha Boggs</b>	<b>July 4</b>
<b>Craig Phariss</b>	<b>July 5</b>
<b>Dee Cable</b>	<b>July 5</b>
<b>Richard Hill</b>	<b>July 8</b>
<b>Justin Mabe</b>	<b>July 11</b>
<b>Debbie Thompson</b>	<b>July 19</b>
<b>Walt Scarborough</b>	<b>July 20</b>
<b>Bob Patterson</b>	<b>July 25</b>
<b>Bill Gilles</b>	<b>July 29</b>

**ANNIVERSARIES**

<b>John &amp; Ruth Sparks</b>	<b>July 10</b>
<b>Jim &amp; Bobbie Owens</b>	<b>July 14</b>
<b>Lou Jane &amp; Jerry Davis</b>	<b>July 19</b>

**GET WELL SOON!**



**Ernie Wright**  
**Dan Maxon very ill with lung cancer**  
**Grace Hoy's Mother passed away, Memorial sent**  
**Lou David's granddaughter, Sierra, passed away, Memorial sent**  
**JoAn Wilks broken hip, recovering at home**  
**Bobbie Owens still working on that shoulder, phone call**

Many thanks to Joyce Talley for her good job as Correspondence Secretary. She always writes a nice letter with the cards she sends out.

There was sure a lot of interest in the tumbling class that Bob Patterson put on. I purchased one of the vibrating tumblers and my first experience was a first class shine.

As of this date, 9 more club members have ordered one of the same type tumblers. We are all impressed with the speed and excellent results. They also use a smaller amount of tumbling grit to achieve the same goal.

**Alamo Rock'n Jewelry** is now open for business. I went by and checked it out last week. They have a variety of merchandise and equipment for your rock and jewelry hobbies.

They are located in the shopping center just north of Grandys on Buffalo Gap Road.

They will be joining the Club soon and offered to display a sign for our club and provide a place to keep membership forms available for their customers.

*'Till next time...Gary*

**Lisa Mayfield** **Helen Pfeiffer**

*Alamo Rock 'n Jewelry*  
 alamoroc@texas.net  
 www.alamorocknjewelry.com

Tues-Fri 10-6 Sat 10-5  
 4102 Buffalo Gap Rd., Ste R 325.232.8527  
 Abilene, TX 79605 fax: 325.232.8529

# Upcoming Shows

September 5-6--ARLINGTON, TEXAS: 51st annual show, "Nature's Kaleidoscope"; Arlington Gem & Mineral Club; Arlington Convention Center, 1100 Ballpark Way; Sat. 10-6, Sun. 10-5; adults \$6, seniors and children \$3; dealers, jewelry, beads, gems, minerals, fossils, Kids' Korner, Rock Food Table, professional gem identification, silent auctions, hourly door prizes, ; contact Karen Cessna, 1408 Gibbins Rd., Arlington, TX 76011, (817) 277-2286; e-mail: cessnak@ont.com; Web site: [www.agemclub.org](http://www.agemclub.org)

September 5-7--SILVER CITY, NEW MEXICO: 26th annual show; Grant County Rolling Stones Gem & Mineral Society; Silver City Recreation Center, 11th St. and Gold St.; Sat. 10-5, Sun. 10-5, Mon. 10-4; free admission; more than 60 dealers from the U.S., Mexico and Asia, free daily field trips, silent auction, Wheel of Fortune, raffles; contact L. Lett, (575) 538-3216; e-mail: [show09@stockmanfamily.net](mailto:show09@stockmanfamily.net); Web site: <http://rollingstonesgms.blogspot.com/>

September 21-22--TAHLEQUAH, OKLAHOMA: Swap and sale; Tahlequah Rock & Mineral Society; Tahlequah Community Bldg., 300 W. First St.; Fri. 9-6:30, Sat. 9-5; free admission; children's booths, educational exhibits and displays, auction; contact Sara Brasel, (918) 458-0801; e-mail: [crosstimbersrd@earthlink.net](mailto:crosstimbersrd@earthlink.net)

October 18-20--ENID, OKLAHOMA: Show; Enid Gem & Mineral Society; 4125 W. Owen K. Garriot Rd., 1705 S. Johnson St.; Fri. 9-6, Sat. 9-6, Sun. 10-5; contact Billy Wood, 1705 S. Johnson St., Enid, OK 73703, (580) 234-5344; e-mail: [baronladislaus@att.net](mailto:baronladislaus@att.net)

## Links:

South Central Federation of Mineral Societies—[www.scfms.net](http://www.scfms.net)


Fredricksburg Rockhounds—<http://fredericksburgrockhounds.org/>

Midland Gem and Mineral Society— [www.mgms-tx.com](http://www.mgms-tx.com)

Arlington Gem and Mineral — [www.agemclub.org](http://www.agemclub.org)

## The Shop Report — Foreman - Tim Walker

The oil in the saws has been changed. Things were getting mighty dirty. I will be working on the 24" saw donated to the club. As usual, keep things cleaned up after you use them.



PO Box 7343  
Abilene, TX 79608-7343

Editor: Gary Hudson  
Email: ctgms50@yahoo.com

**We are on the web:  
www.txol.net/rockclub**



President .....	Bob Patterson	325 698-8648
Past President .....	Gary Hudson	325 554-7804
Vice President .....	Carlos Talley	325 692-0063
Secretary .....	Beverly Vargo	325 690-0750
Treasurer .....	Errol Rutledge	325 672-7505
Corresp Sec .....	Joyce Talley	325 692-0063
Editor .....	Gary Hudson	325 554-7804

**Committees/Chairpersons**

Show .....	Sallie Lightfoot
Field Trips .....	Tony & Judy Steele
Classes .....	Charlie Lightfoot
Nominating .....	James Grant
Programs .....	Dave Vargo
Shop .....	Tim Walker
Club House and Grounds.....	Charlie Lightfoot
Dealers for show .....	Tony & Judy Steele
Budget .....	Errol Rutledge
Scholarship .....	JoAn Wilks
Show Demonstrations .....	Jerry Davis
Silversmithing Classes .....	Jerry Davis



**GEMSTONE OF THE  
MONTH  
RUBY**

Passion, Love, Life, Power and Sexual Desire are all associated with this month's Birthstone. Derived from the Latin word "Rubeus" meaning red, the ruby is considered the "king of the gemstones". The Hindu religion places such value on these stones that in ancient times when a new raw stone was discovered a ceremony was held to introduce the new ruby to life.

The ruby comes from the same family of gemstones as the Sapphire. These stones all consist of Corundum and only a substitution of a small number of aluminum atoms for chromium atoms make the fiery red color it is famous for.

The ruby is the next hardest gemstone to the diamond, so everyday wear of this exquisite stone is not a problem. The ruby is widely considered one of the most precious and sought after of the twelve gemstones. Along with the birthstone of July is also the stone celebrated for the fortieth anniversary. [www.caymannetnews.com](http://www.caymannetnews.com)



**JANUARY FLOWER  
WATER LILY**

July Flowers are Larkspur, Water Lily:

Water lilies are plants in the family Nymphaeaceae that live in freshwater areas in temperate and tropical climates around the world. The family Nymphaeaceae contains 8 genera. There are about 70 species of water lilies around the world. [www.gone-ta-pott.com/flower\\_of\\_the\\_month.html](http://www.gone-ta-pott.com/flower_of_the_month.html)

**MISSION STATEMENT**

The Central Texas Gem and Mineral Society is a non-profit organization dedicated to the study of rocks, minerals and fossils. We offer field trips and provide educational opportunities and instruction to members in a variety of areas related to the Lapidary Arts and Jewelry making. We also award a scholarship to a student enrolled at a local college in a field closely related to geology. We provide educational displays related to this hobby at shows of a similar interest. — Jerry